

4

3

2

1

D

D

C

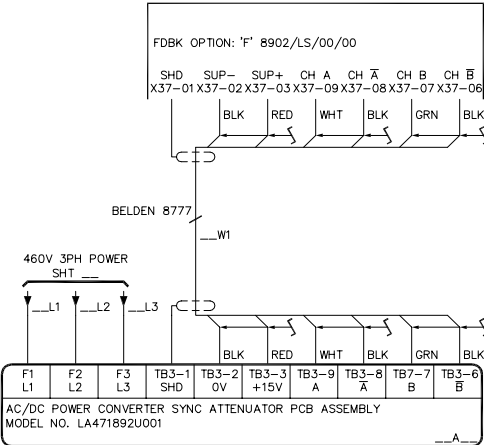
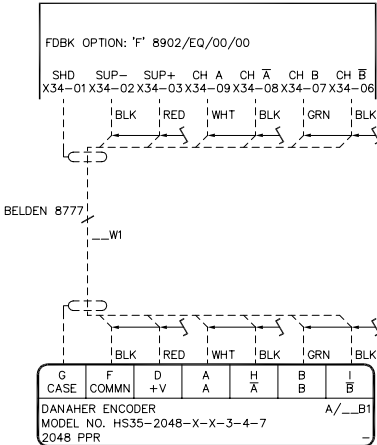
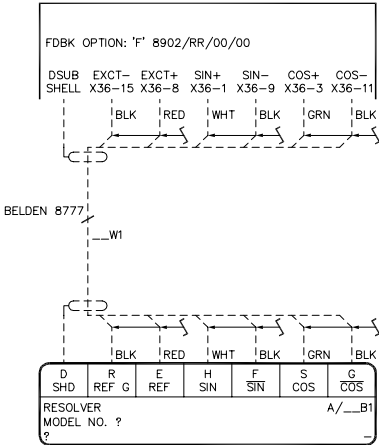
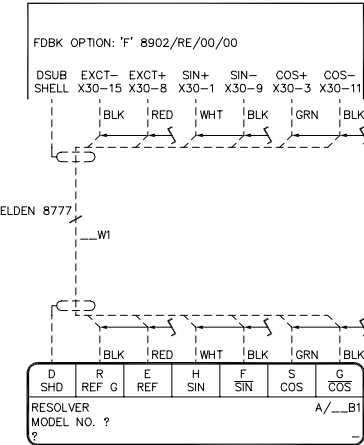
C

B

B

A

A



FDBK OPTIONS FOR 890 DRIVES

	DWN	—	S.O.	—	SPEED FEEDBACK AND COMMUNICATION OPTIONS	SIZE	B	DWG NO	HB470916B005	
	CHK		CUS	—	SYSTEM DRIVE CONNECTION DIAGRAM TEMPLATE	ISSUE	A 1			
	APP		P.O.	—	—	SCALE	—		SHEET	2 OF 2
	EDIT		LOC	—						